

BuddyPress-Kaltura Media Component

(Link: <http://rtcamp.com/projects/open-source/buddypress-kaltura-media-component/>)

Developed by – Kapil Gonge & Chandrashekhar Kadam

Introduction:

This BuddyPress component integrates Kaltura open-source video platform seamlessly.

This component adds missing media rich features like photos, videos and audios uploading to BuddyPress which are essential if you are building social network, seriously!



Features:

As of now in first release of this plugin following features are supported. (*please see [screenshots](#) section for visuals*)

1. Buddypress user gets a media menu.
2. They can upload video, images and audio files seamlessly to their profiles. (Data will be stored on kaltura server)
3. All Kaltura-data uploaded by a user will be visible to other users.
4. Data will be organized into video, images and audio automatically.
5. Buddypress users wont need separate Kaltura account to use media-rich features added by this component.
6. Only Buddypress (Wordpress MU) admin need Kaltura partner ID. All user data will be associate with admin's kaltura partner account.
7. A local database at buddypress installation keeps track of which user is uploading which files, which further deals with data-separation on per member basis.

Requirements:

- WordPress MU 2.8.4a
- Buddypress 1.0.X
- Kaltura API_V3 (Included in Component)

Installation:

Installation of the component is same as other buddypress components.

1. Download [component source code](#) and unzip it.
2. Upload "**rt-bp-kaltura-plugin**" directory into WordPress plugins directory i.e. "**wp-content/plugins**".
3. Upload "**rt-bp-kaltura-theme**" directory into "**wp-content/bp-themes/bp-members**" directory. "**bp-members**" is the default BuddyPress members theme. If you are using your own customized theme substitute its folder name in-place of "**bp-members**" in path.
4. Go to **Dashboard >> Plugins** menu and activate "**Buddypress-Kaltura Media Component**".
5. Go to **Dashboard >> Settings >> Kaltura Settings** and enter your Kaltura account settings there.

To-Do List:

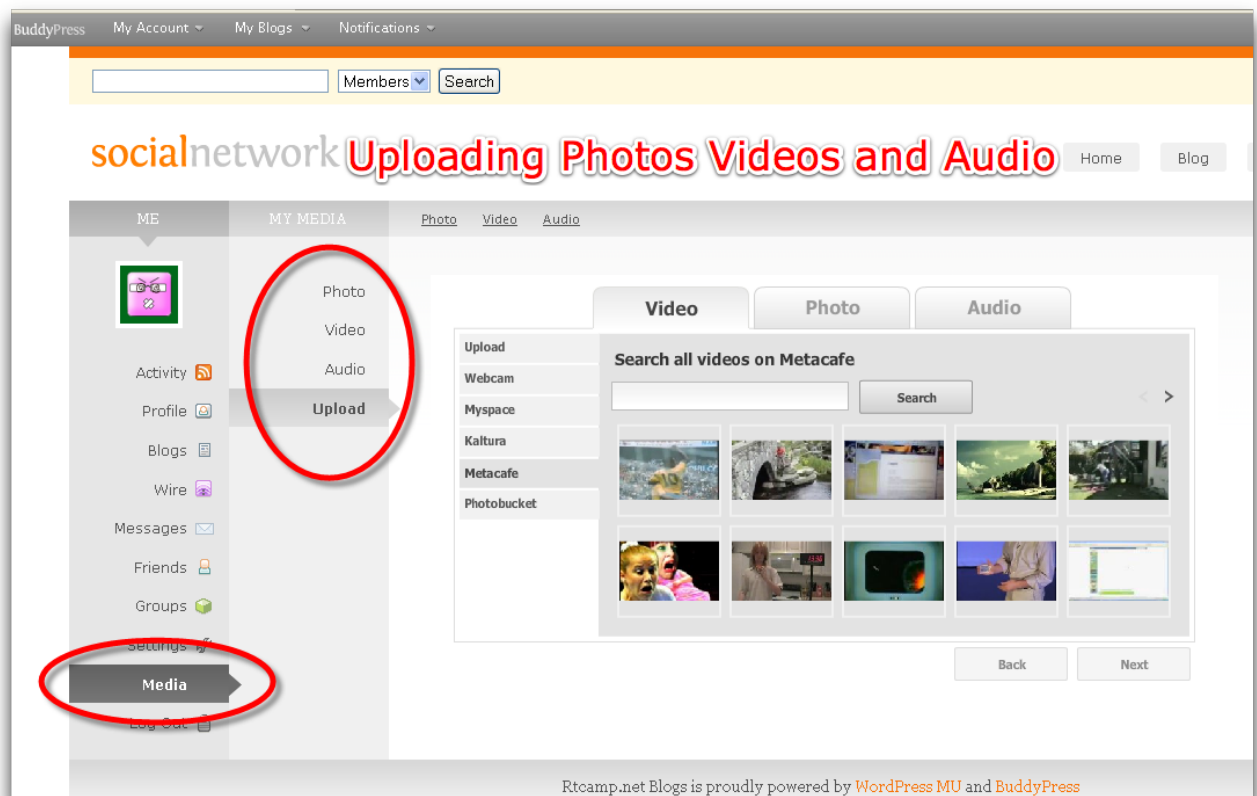
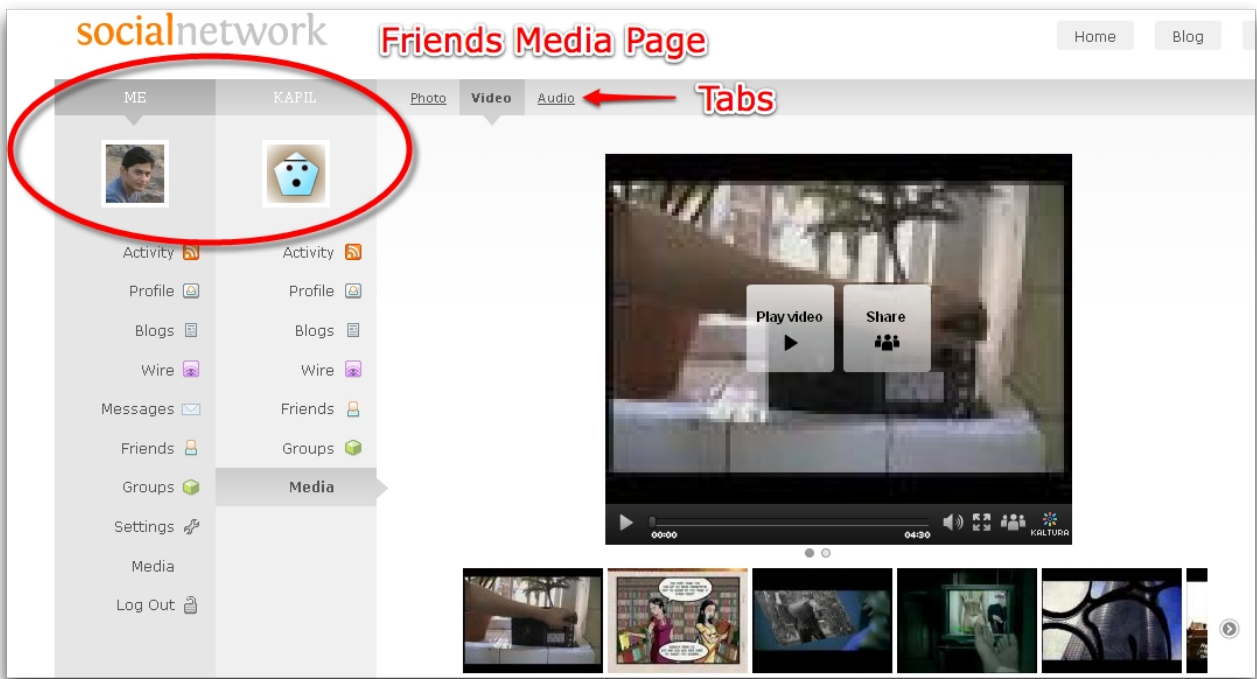
Below is list of features you will see in upcoming versions. If you need any specific feature, please use comment form below. We will try our best to add it to our list. If you need paid support or paid customizations, [contact us](#).

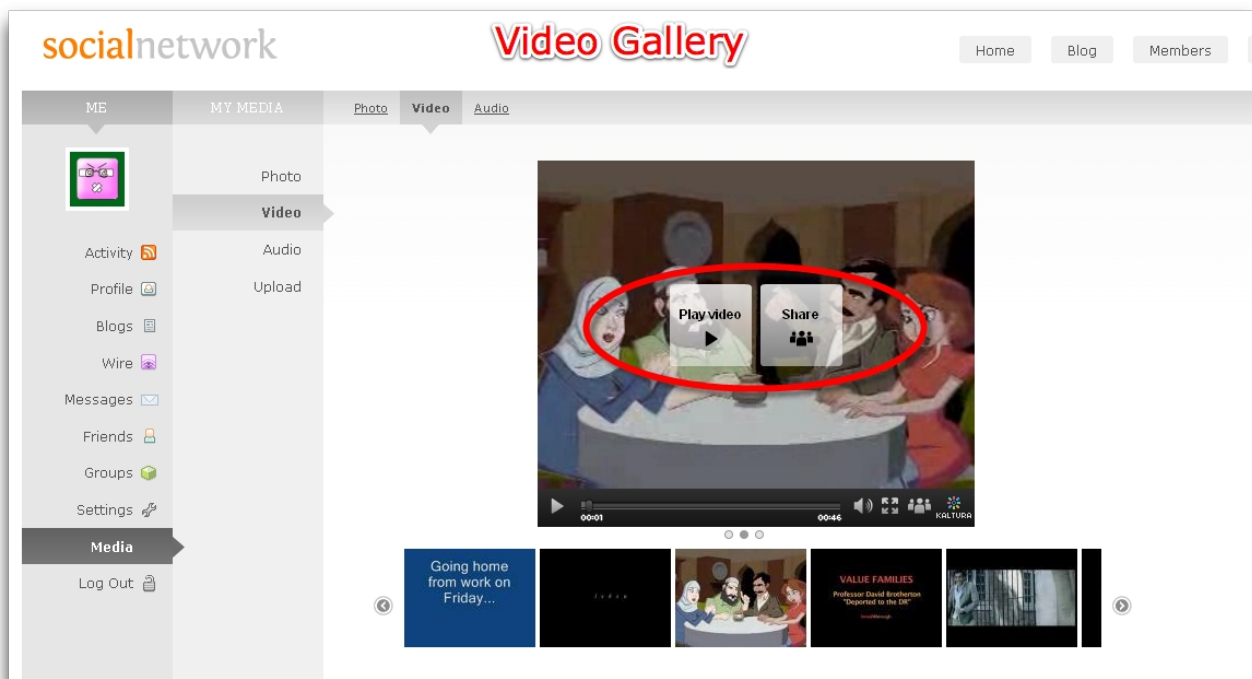
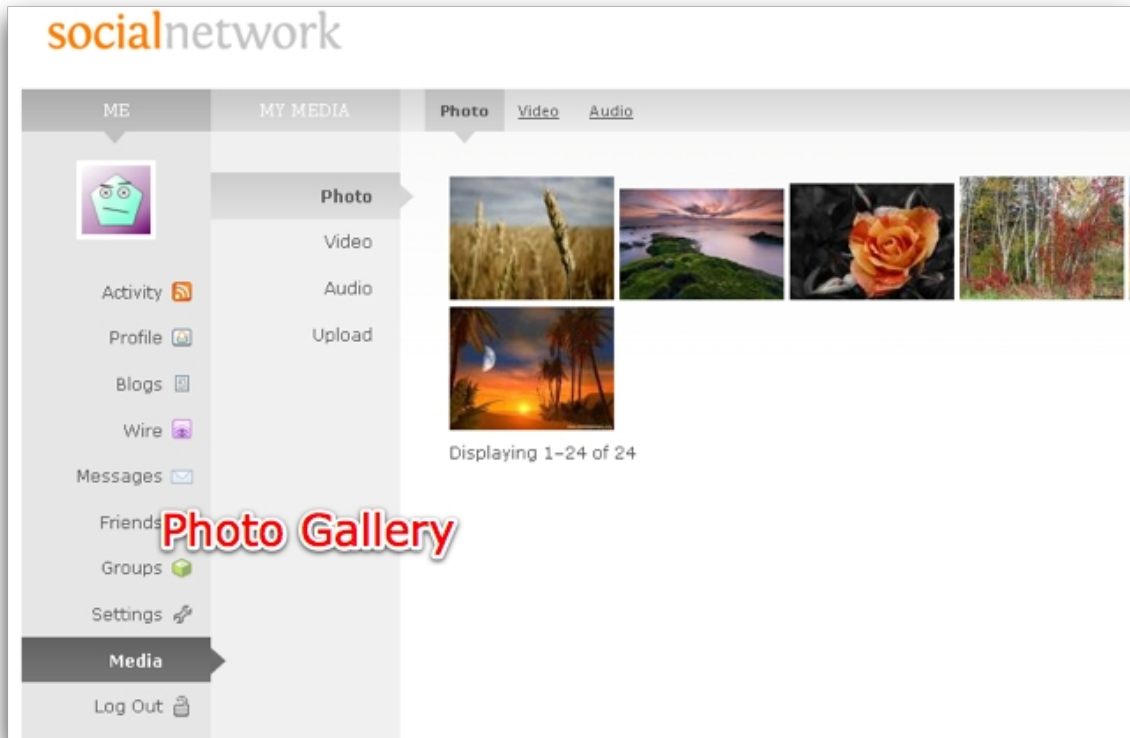
1. **Privacy Controls** - All uploaded data is be viewable by all users. There is privacy control supported in this version.
2. **Album support** - All photos as of now goes into single, global album.
3. **Commenting** - As of now you can not comment directly on a users' media content.
4. **Caching Support** - Even though we find Kaltura platform very robust and reliable, it wont hurt have local (buddypress server-side cache). After all what the use of those attractive "unlimited webhosting plans"! ;-)

Download: [Component \(Source Code\)](#) | [Live Demo](#)

Screenshots:







Download: [Component \(Source Code\)](#) | [Live Demo](#)